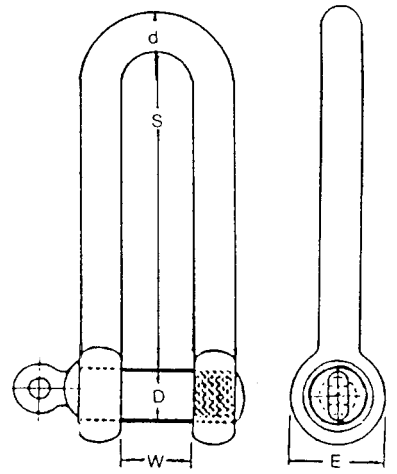


STAINLESS STEEL LONG DEE SHACKLES

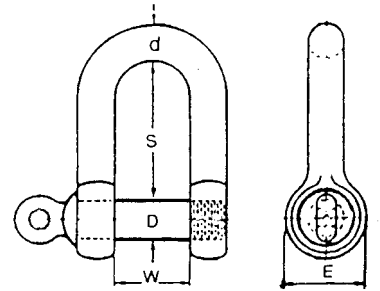
UNTESTED



d	D	W	E	S	WEIGHT PER 100 KGS
mm	mm	mm	mm	mm	
5	5	10	10	37	2.5
6	6	12	12	45	3.2
8	8	16	16	60	11.0
10	10	20	20	75	19.0
12	12	24	24	90	28.0

STAINLESS STEEL DEE SHACKLES

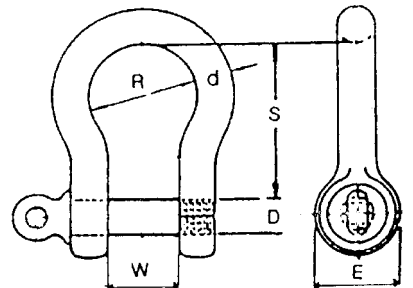
UNTESTED



d	D	W	E	S	WEIGHT PER 100 KGS
mm	mm	mm	mm	mm	
5	5	10	10	17.5	1.4
6	6	12	12	20	2.3
8	8	16	16	28	5.5
10	10	20	20	35	10.9
12	12	24	24	48	20.3
16	16	32	32	56	44.0
20	20	36	40	70	102.0

STAINLESS STEEL BOW SHACKLES

UNTESTED



d	D	W	R	E	S	WEIGHT PER 100 KGS
mm	mm	mm	mm	mm	mm	
5	5	10	17	10	22	1.7
6	6	12	21	12	27	2.8
8	8	16	28	16	32	6.4
10	10	20	34	20	46	13.5
12	12	24	42	24	55	22.9
16	16	32	53	32	65	47.2
20	20	40	65	40	76	108.3